


TEBIS Workshop Front-Ends



TEBIS FRONT-ENDS FOR PAPERLESS PRODUCTION: LESS PAPER, MORE PRODUCTIVITY

The new TEBIS front-ends are ideal hardware for your workshop. Tested by the German Technical Inspectorate (TÜV), these dirt-, liquid- and spark-resistant terminals come in different designs for nearly any requirement: stand-or wall-mounted, with a tube monitor or space-saving TFT display, with built-in PC or remote connection, with or without height adjustment. No matter which version is the right one for your workshop, TEBIS front-ends are a first step toward paper-reduced or even paperless production.



NEW WORKHORSE IN THE SHOP

The Tebis front-ends were developed specifically to meet the high demands of the modern workshop and are ideal for running software like viewers, production information systems as well as CAM and DNC packages. Powerful graphics, ergonomic handling and a sturdy design make them extremely useful tools for gathering, processing and distributing information quickly, whether installed right next to your milling machines or in the assembly area.

Depending on your location and space requirements, you may want a front-end that stands on the floor or one that is mounted on the wall. With either version, you have the choice of integrating the PC hardware into the front-end or connecting it to external PCs with remote control.

Standard equipment for all Tebis front-ends includes anti-glare and impact-resistant safety glass in front of the monitor as well as a dirt-resistant silicone keyboard (IP 54). The latter is integrated into a operator console that can be set to the desired angle in just two motions. Both the stand- and wall-mounted versions have an easily accessible pivot joint (allowing 350° rotation), enabling you to move the combined operator console and monitor to the most convenient position at any time.

Because height-adjustable versions of all front-ends are available, they meet the requirements of the ergonomic workplace, whether you are in a sitting or standing position.



Tebis stand-mounted terminals with and without PC case

STAND-MOUNTED TERMINALS

Tebis stand-mounted terminals are ideal for use near machines and in assembly areas.

Tebis offers a variety of designs, and you can choose the installation location for the PC hardware as well as the monitor you want to use. A number of options helps increase the terminal's ergonomic design. All models come with sturdy, stable wheels, two of which can be locked in place, for safety and stability.

Integrated PC terminal

The dust-protected case in the terminal base has ample space for any of today's popular high-performance PCs. Doors on either side provide easy access to all controls and cables. The front-end comes with either a high-resolution 19" tube monitor with a state-of-the-art flat-panel display or a high-resolution 18" or 20" TFT flat-panel monitor.

Remote-controlled terminal


These stand-mounted terminals connect to external PCs over a remote data cable, permitting distances up to 250 meters. This version also comes with either a high-resolution 19" tube monitor with a state-of-the-art flat-panel display or a high-resolution 18" or 20" TFT flat-panel monitor.

IPC terminal



In this highly compact version, the super-flat PC hardware is located directly behind the high-resolution 18" or 20" TFT flat-panel monitor, giving this Tebis

stand-mounted terminal an especially light-weight and handy design.



Tebis wall-mounted terminal

WALL-MOUNTED TERMINALS


The Tebis wall-mounted terminals have a number of advantages when space is at a premium. A large pivot range lets you quickly and easily position them right where you need to work. And at times when they are not being used, they can quickly be pushed out of the way. All wall-mounted models come with high-resolution TFT monitors and, like the stand-mounted versions, offer a number of useful options.

IPC terminal

In this compact wall-mounted version, the super-flat PC hardware is located directly behind the high-resolution 18" or 20" TFT flat-panel monitor.

Remote-controlled terminal

These wall-mounted terminals connect to external PCs over a remote data cable, permitting distances up to 250 meters. This version also comes with either a 18" or 20" TFT flat-panel monitor.



TEBIS Werkstatt-Frontends

OPTIONS FOR TEBIS FRONT-ENDS

- **Electrical height adjustment** for stand-mounted terminals lets you adjust the monitor to the proper height at the touch of a button (maximum range: 200 mm).
- **Pneumatic-spring-supported height adjustment** makes the wall-mounted terminal easier to handle (vertical range 1,000 mm; electromagnetic locking mechanism with LED indicator for locked operation); the terminal pivots 160° in the horizontal direction.
- If you like to use wall-mounted terminals but have limited wall space, we have **floor pedestals** on which one or two wall terminals can be mounted.
- The **Tebis membrane keyboard** (IP 65) with large keys is an ideal solution for especially harsh environments.
- The **180-degree folding console** flips up to save space and simultaneously protects the keyboard.
- The **mouse holder** is ideal for keeping the mouse safe and out of the way.
- Our mouse-supported component animation solution is a convenient way to keep dirt out of equipment. But if your operators prefer to use a spacemouse or trackball for animation work, **separate animation devices** can also be connected.

